













2835單色系列(TOP正面光戶外型)旗艦款

鈺陞光電2021/8/6

Code	Color	CCT(K) λ p(nm)	IC (bulid-in)	Power TYP, (W/M)	Operating Voltage (DC)			TYP. Flux (lm)/5M	CRI	Max. Length L*W*H (cm)	Angle (Deg)	Reference					
					MIN.	TYP.	MAX.					LED Quantity/ M	LED's Source	Min. Length/ Section (cm)	Deliverly (Days)	Water- proof Conector / 5M	Location
I2821YWX /seris		3000±150		6				3500	90 ↑	504*1.2*0.5		48					
I2821PWX /seris		4000±400		6				3500	80 ↑	504*1.2*0.5		48		12.5			
I2821NWX /seris		6000±500		6				3500	80 ↑	504*1.2*0.5		48					
I2816WWX /seris		2700±150		7.2				4200	80 ↑	504*1.2*0.5		60					
I2816YWX /seris		3000±150		7.2				4200	80 ↑	504*1.2*0.5		60		10			
I2816PWX /seris		4000±400		7.2				4200	80 ↑	504*1.2*0.5		60					
I2816NWX /seris		6000±500	YES	7.2	18	24	32	4200	80 ↑	504*1.2*0.5	120	60	2835 OSRAM		21	Available	Outdoor
I2810YWX /seris		3000±300		10				4900	80 ↑	504*1.2*0.5		96					
I2810PWX /seris		4000±400		10				4900	80 ↑	504*1.2*0.5		96		6.25			
I2810NWX /seris		6000±500		10				4900	80 ↑	504*1.2*0.5		96					
I2808YWX /seris		3000±300		13				5700	80 ↑	504*1.4*0.5		126					
I2808PWX /seris		4000±400		13				5700	80 ↑	504*1.4*0.5		126		5.55			

