






鋁製條燈

鈺陸光電2021/8/26

Code	Color	CCT(K) λ d(nm)	Constant Current (Yes/No)	Power (W/M)	Vf(DC) V	TYP. Flux (lm)/0.6 M	CRI	Max. Dimension Length L*W*H (cm)	Angle (Deg)	Reference					
										LED Quantity/ M	LED's Source	Min. Length/ Section (cm)	Deliverly (Days)	Water- proof Conector / 3M	Location
I0610WWC-757/01		2700±200	Y	7	24	500	80	60*1.8*1.9	120	56/0.6M	NICHIA JAPAN	7	45 ↑		IN DOOR
I0610WWW-757/01		2700±200	Y	7	24	500	80	60*1.8*1.9	120	56/0.6M	NICHIA JAPAN	7	45 ↑		
I1225WWW-757/01		2700±200	Y	15	24	850	80	120*1.8*1.8	120	48/1.2M	NICHIA JAPAN	15	45 ↑		
V202808WWW-01		3000±300	N	15	24	1580	80	100*2.0*2.8	120	120/1.0M	Main- Land CHINA	15	21 ↑		
I2814WWC-01		2700±200	Y	10	24	1000	80	1220*21*7	120	70/M	CREE	10	45 ↑		OUT DOOR

