






Twisted Guide-Line (3-WAY) IP68

Code	Color	CCT(K) λ d(nm)	Protecting IC Build- in	Power (W/M)	Operating Voltage (DC)			TYP. Flux (lm)/3M	CRI	Max. Dimension Length L*W*H (cm)	Angle (Deg)	Reference					
					MIN.	TYP.	MAX.					LED Quantity/ M	LED's Source	Min. Length/ Section (cm)	Deliverly (Days)	Water- proof Conector / 3M	Location
NSL- I101008WWM/ PU		2800±200	Y	10	18	24	32	2000	90	302*10*10	270	120	5				
NSL- I101008YWM/ PU		3000±200	Y	10				2000	90	302*10*10	270	120					
NSL- CV101007PWM/ PU		4000±200	N	5.0		24		2000	85	502*10*10	270	140	EPISTAR	5	21	Available	OUT DOOR
NSL- I101008UBM/ PU		465	Y	10	18	24	32	800	---	502*10*10	270	120	5				
NSL- CV101007NWM/ PU		6000±500	N	10		24		2500	85	302*10*10	270	140	5				

